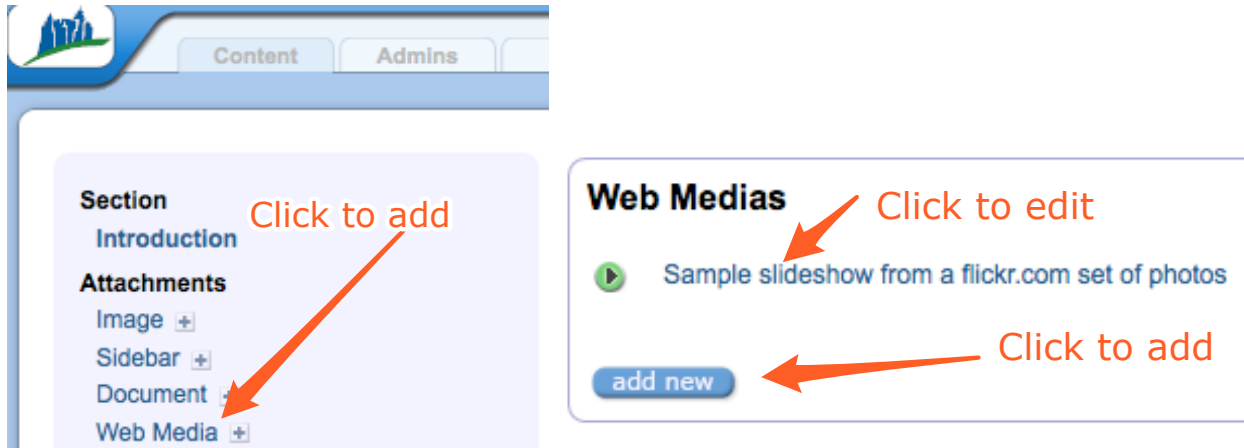


The web media attachment type is new to UrbanPlanet in this version. It is a place where HTML fragments can be pasted. The HTML can then be displayed in the same locations that images are displayed on a web page. HTML fragments from Google Widgets, Slide shows from slide.com or flickr.com can be used. See the sub sections of http://uphelp3.spps.org/Web_Media.html for some example.



Fill out the fields and click "apply" to save the WebMedia attachment.

Web Media

Title:

Paste HTML to Embed here:

HTML code from some other web site.

Caption:

Position:

Choose inline from this menu to have this WebMedia displayed in the same location as a image with text wrapped around it.

To create a Google Map edit the section or item and click on the Google Map attachment type.

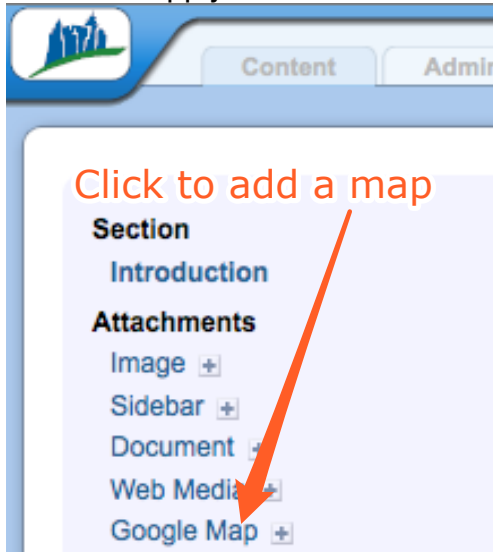
Click on the "Add New" button.

Fill out the fields including the address field but not the latitude and longitude fields

Click the "Update Map" button. This will look up and fill in the latitude and longitude fields for you.

Make adjustments as needed to the size of the map.

Click the "apply" button to save the changes.



Google Map

1. Fill in the address

Title:

Address:

City (and/or) State:

Zip:

Caption:

Position:

Map Width:

- 150 pixels
- 250 pixels
- 325 pixels
- 400 pixels

Select a size for the map

2. Click "Update Map" to look up the Latitude and Longitude.

Map preview

A map preview showing the location of 1930 Como Ave. in St. Paul, MN. The map includes a red pin and a red arrow pointing to the 'Update Map' button.

Latitude:

Longitude:

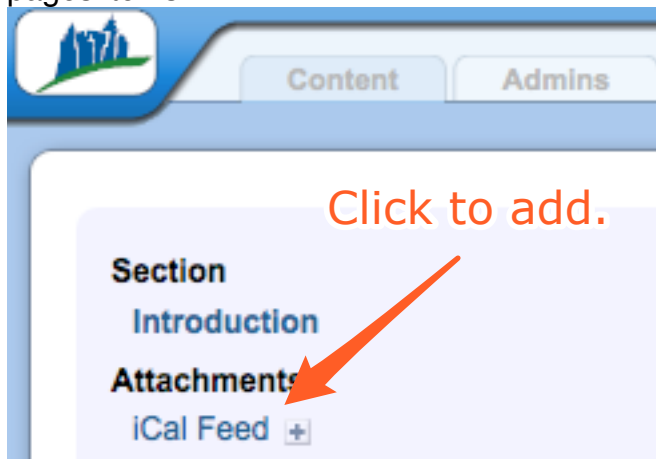
Zoom Level:

Zoom level should be between 1 and 20 but 12 is good for most cases.

Calendar display is now bigger and iCal feeds have been added.

May 2009			
Sun	Mon	Tue	Wed
26	27	28	29
3	4	5 Cinco de Mayo	6
10 Mother's Day	11	12	13



The new calendar display is bigger and more like a normal monthly calendar. When editing a calendar section an external iCal calendar can be merged into your web pages items.




To add an external iCal calendar locate a calendar on the web or one of the calendars on one of our web sites that use the latest version of the UrbanPlanet CMS. Click on the Attachment type iCal Feed and add a new feed.

Section: **Calendar**

iCal Feeds



 US Holidays from Apple 

 **add new**

iCal Feed

Title:

Url:

 **apply**  **cancel**

Click to edit

Click to add new.

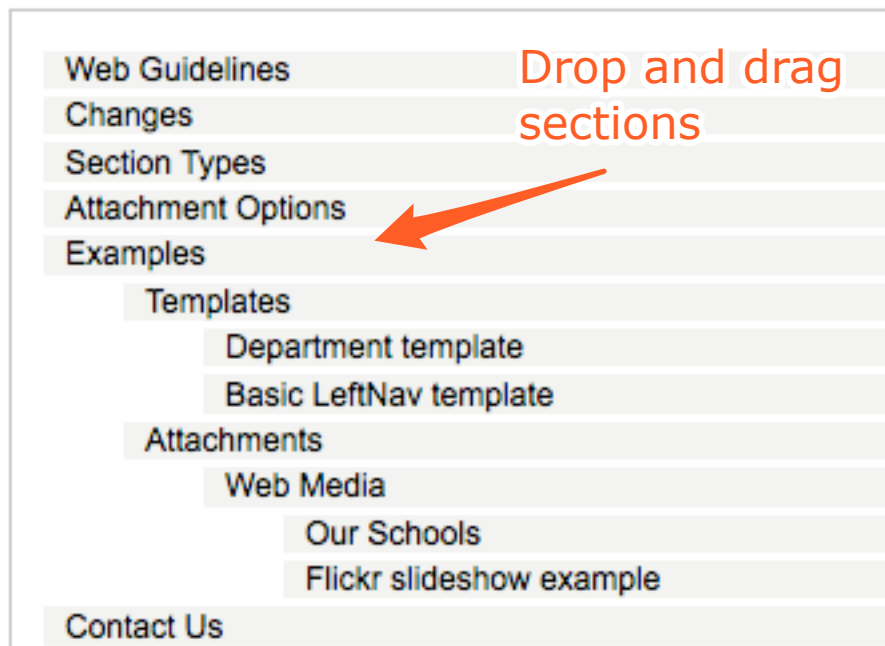
Add a name for the iCal feed

Paste the URL to the feed. It can start with http or webcal

Fill in the fields and click the "apply" button to save the changes.

Section Sort

Drag and drop sections to reorganize the structure of your site. to save you changes, cancel to quit without saving.



The site administrator can sort sections by dragging sections from their current location to where they will end up. This replaces Sort Subsections and Move sections.

System Manager Options

- [Move this section to another site](#)

The System Manager can move a section of set of sections between web sites. If a teacher moves to a new school all that teacher's web pages can move with them.

Delete this Section?


Are you sure you want to delete these sections?

- Examples
- Templates
- Department template
- Basic LeftNav template
- Attachments
- Web Media
- Our Schools
- Flickr slideshow example

I am sure.

Delete

This section is under the care of
Delete Nanny ®



User can delete their sections. If this happens by mistake the System Manager can recover the deleted sections. Recovering a section is a beta feature so be careful with deleting sections.